

Cim 32

SPRING-LOADED CHECK VALVE - PN 16



This article was made in compliance with the quality management requirements of ISO 9001 standard. All articles are tested according to the EN 12266-1 standard.

It is used in a wide variety of sectors for non-return piping systems: heating, drinking water, air conditioning, sanitary systems and generally with any non corrosive liquid.

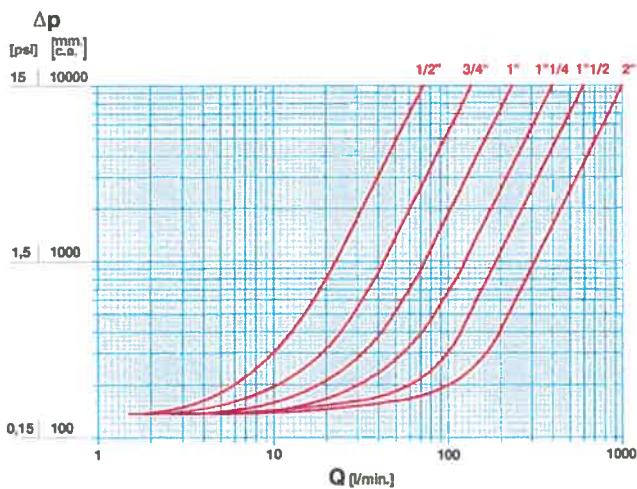
It is guaranteed for 5 years.

It is made of a brass alloy that complies with standard EN 12165-CW617N-M.

Nominal Pressure: PN16

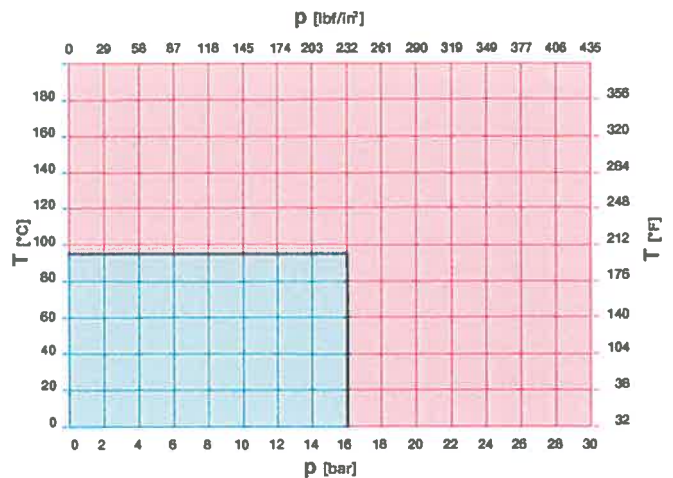
Operating temperature: -10 + 95°C

FLOW AND PRESSURE DROP



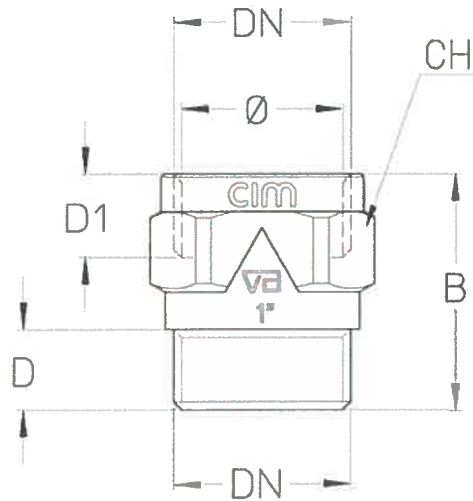
Notes:
 1 l/min = 0,06 m³/h
 1 m³/h = 16,67 l/min
 1 bar = 10.000 mm w.c.
 1 psi = 690 mm w.c.

PRESSURE TEMPERATURE RATINGS



Notes:
 1 bar = 14,5 psi
 1 bar = 14,5 lbf/in²
 °C = 5/9 x (°F-32)
 °F = 32 + (9/5 x °C)

TECHNICAL DRAWING



DN	1/2"	3/4"	1"	1"1/4	1"1/2	2"
Ø mm	15	20	25	32	40	50
Grms.	50	90	160	260	360	745
B	33	38	44	49	57	75
D	13,5	13,5	15	17	19	22
D1	14,5	14,5	15,5	17	19	20
CH	25	31	38	47	54	66

Thread:
ISO 228

Upon request:
ANSI B.1.20.1 - NPT

TECHNICAL CHARACTERISTICS

KV						
DN	1/2"	3/4"	1"	1"1/4	1"1/2	2"
KV	4,5	8,1	13,8	24	36	60

KV = Flow rate in m³/h with a pressure drop of 1 bar

OUR CERTIFICATIONS

